

Sherwin-Williams Company (The)

FINANCIAL REPORTING ↗

Analyst: Gerard Machado
Phone: 800-789-0123 Ext. 152



Credit Score : B1

Average Store Size (in Square Feet)

- Sherwin-Williams Company (The) (4,900)
- Sherwin-Williams (4,900)

Sales Per Gross Square Foot *

- Sherwin-Williams Company (The) (\$565.00)
- Sherwin-Williams (\$565.00)

8 Quarter Average Comps

- Sherwin-Williams Company (The) (2.8%)

Average Sales Per Store

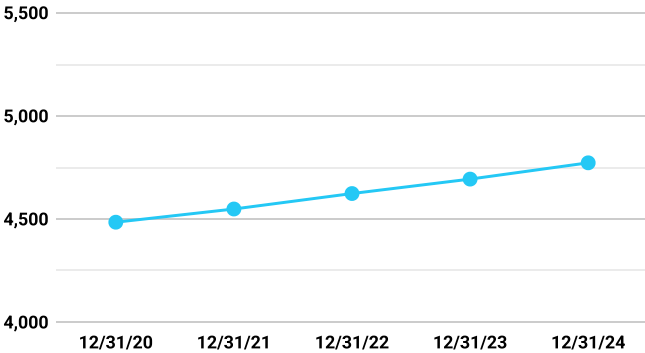
- Sherwin-Williams Company (The) (\$2.8M)
- Sherwin-Williams (\$2.8M)

Percentage of Stores Leased

- Sherwin-Williams Company (The) (N.A.)
- Sherwin-Williams (N.A.)

FYE Store Count

4,773



Sherwin-Williams

YEAR	Sherwin-Williams
12/31/20	4485
12/31/21	4549
12/31/22	4624
12/31/23	4694
12/31/24	4773

Sherwin-Williams: 4,563 Stores

Last Updated: 5/13/2025

Search by ZIP or Address ↗

[collapse]

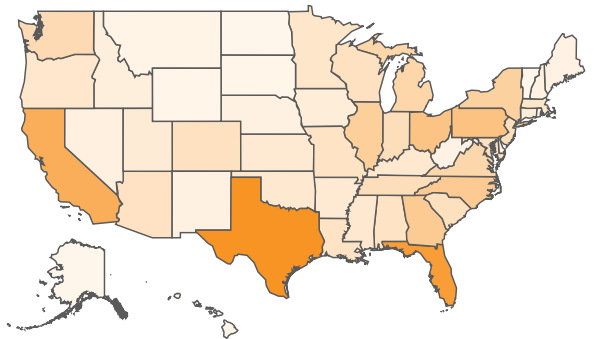
Real Estate Trends:

Store Concentration: 8.7% (Texas), 7.9% (Florida), 6.4% (California), 4.7% (Pennsylvania) [More Detail](#)

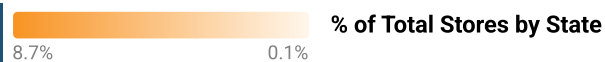
Stores Opening In: Texas (25), California (12), Florida (10) [More Detail](#)

Common Nearby Retailers: [Starbucks U.S.](#), [Subway](#), [McDonald's US](#), [Walgreens](#), [Taco Bell](#). [More Detail](#)

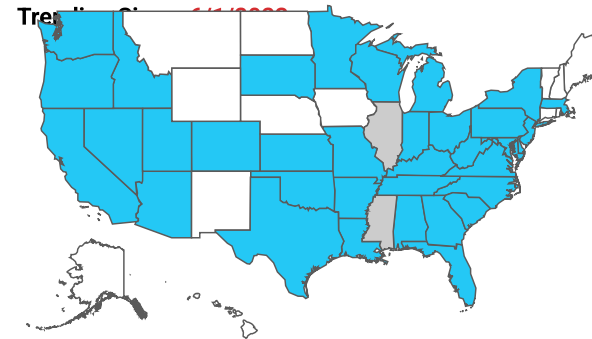
Store Concentration



View Puerto Rico ↺ 🔍



Store Openings & Closings



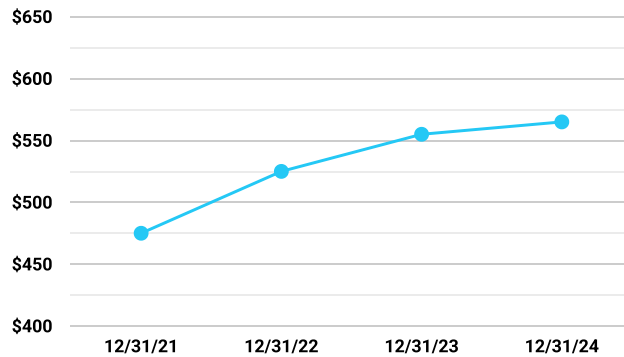
View Puerto Rico ↺ 🔍



Sherwin-Williams Company (The) (Parent Company) - Financial Trends

All financial data from the most recent Fiscal Year End (FYE) period.

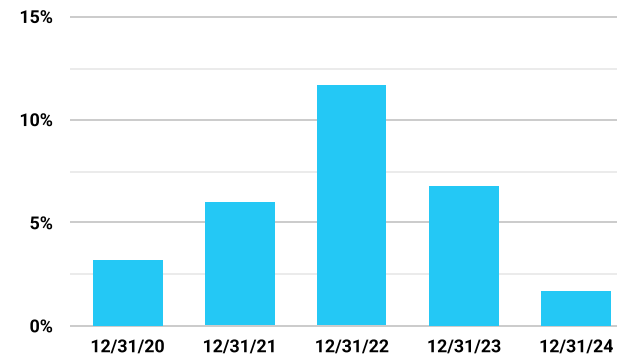
Sales Per Gross Square Foot * \$565.0



Sherwin-Williams

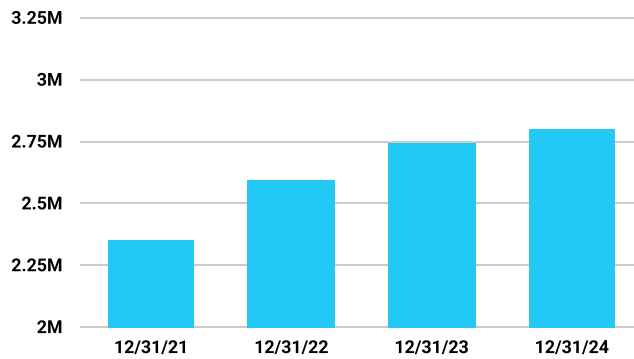
* CreditIntell Estimates

Comparable Store Sales 1.70%



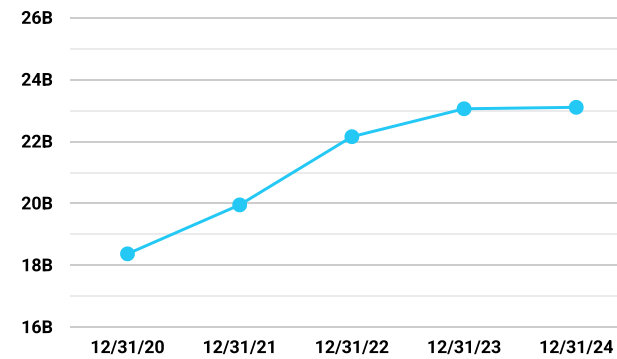
Sherwin-Williams Company (The)

Average Sales per Store \$2.8M



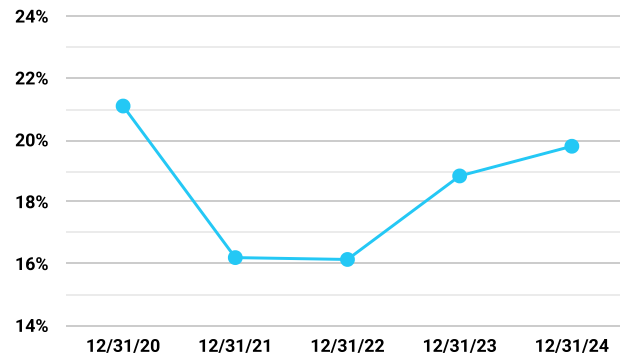
Sherwin-Williams

Total Sales Trend \$23.1B



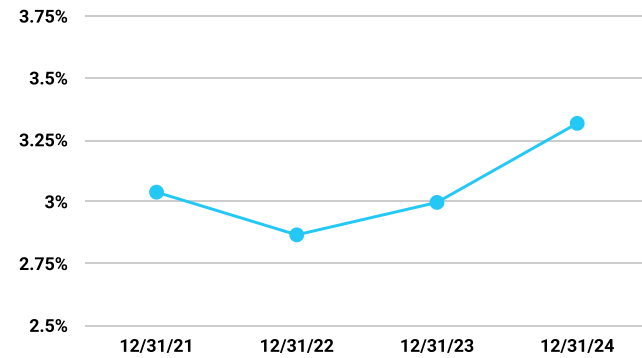
Sherwin-Williams Company (The)

EBITDA Margin 19.80%



Sherwin-Williams Company (The)

Total Rent Expense/TTM Sales 3.32%



Sherwin-Williams Company (The)